


# The burden of cancer caregiving across the globe


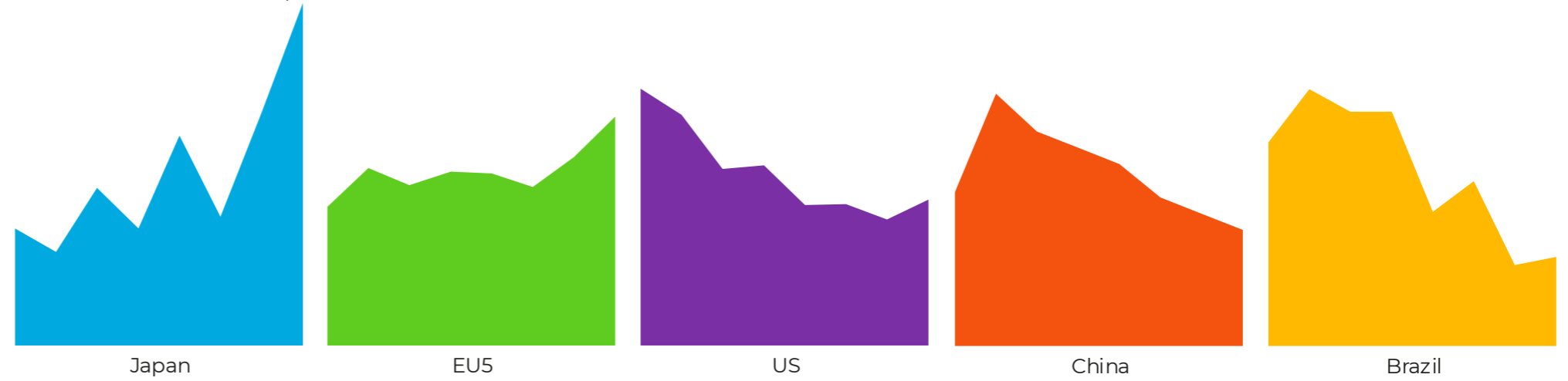
Geographic trends in population aging and economic development influence the profile of cancer caregivers and the degree of health, productivity, and financial impacts they report



The age of caregivers varies across countries and reflects geographic trends in population aging.

Percentage of cancer caregivers - age range

18-24 25-31 32-38 39-45 46-52 53-59 60-66 67+

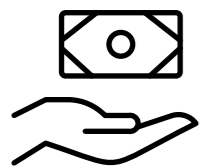


A greater health impact was reported in countries where cancer caregivers tended to be older, while the work productivity impact was higher in countries where they tended to be of working age.

Mean number of HCP visits in the past 6 months



Mean % work productivity loss



Caregiver Reaction Assessment (CRA) scale shows that the financial impact of caregiving is significantly higher for cancer caregivers in developing countries than in developed markets.

Financial impact - CRA five-point scale



## Call to action

Sensitivity to prevalent age- and economic-related features of cancer caregivers in each geography is required to successfully address these stakeholders who endure health, productivity, and financial impacts. Connect with our experts to delve into the many impacts of cancer caregiving in key markets.